


# Blue Light Phones

Christopher Cena


Student Commision  
USG



# Overview

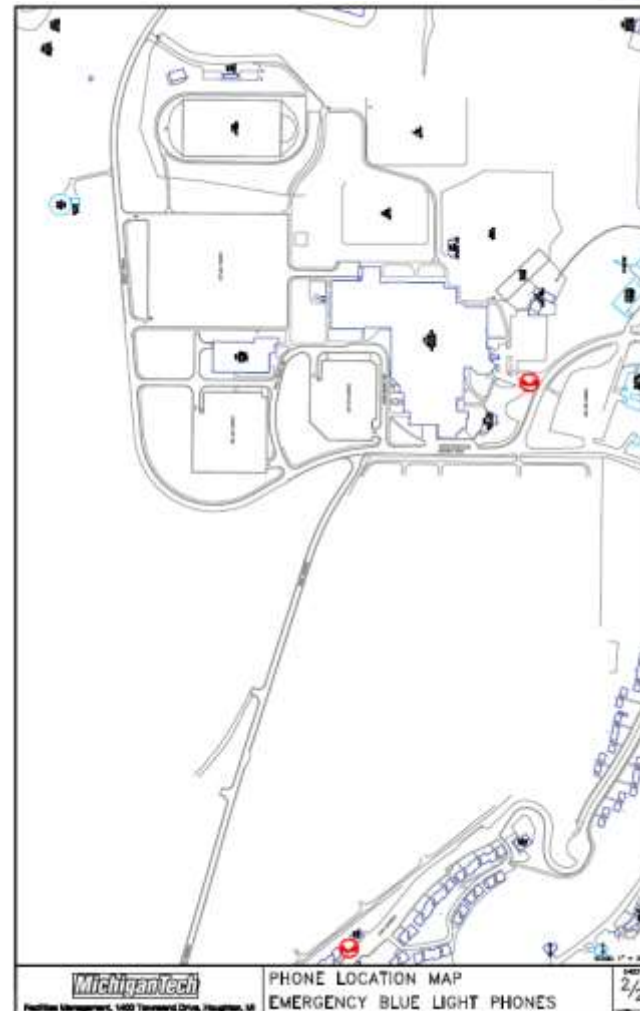

- Current emergency phones
  - Location
  - Condition summary
- Counter-points to upgrade
- New proposed emergency system
- Planned course of action


# Current Emergency Phones



 <p><b>E-PHONE #:</b> 3  <b>LOCATION:</b> Wadsworth Hall Loading Dock  <b>OPERATES:</b> Open box door, push button, connect direct to DPS&amp;PS  <b>CAPABILITIES:</b> Connect to DPS&amp;PS only  <b>BLUE LIGHT LOCATION:</b> Not directly over phone  <b>ACCESSABILITY:</b> Good all seasons  <b>SIGNAGE:</b> On phone box door</p>	 <p><b>E-PHONE #:</b> 4  <b>LOCATION:</b> West Wadsworth Hall Vestibule  <b>OPERATES:</b> Lift handset, connect direct to DPS&amp;PS  <b>CAPABILITIES:</b> Connect to DPS&amp;PS only  <b>BLUE LIGHT LOCATION:</b> Not directly over phone  <b>ACCESSABILITY:</b> Good all seasons  <b>SIGNAGE:</b> "Campus Emergency Phone" sign located to right side of telephone</p>	 <p><b>E-PHONE #:</b> 7  <b>LOCATION:</b> Walker Arts, southwest vestibule  <b>OPERATES:</b> Lift handset, dial 1-2-3 to reach DPS&amp;PS emergency line or dial 9-1-1.  <b>CAPABILITIES:</b> Campus calls, no special e-phone capability  <b>BLUE LIGHT LOCATION:</b> Outside of vestibule, not directly over telephone  <b>ACCESSABILITY:</b> Good all seasons  <b>SIGNAGE:</b> EMERGENCY Dial 123 sign near phone</p>	 <p><b>E-PHONE #:</b> 8  <b>LOCATION:</b> Fisher Hall, north entrance  <b>OPERATES:</b> Open box door, push button, connect direct to DPS&amp;PS  <b>CAPABILITIES:</b> Connect to DPS&amp;PS only  <b>BLUE LIGHT LOCATION:</b> Directly over phone  <b>ACCESSABILITY:</b> Poor. Box is mounted outside of a handrail.  <b>SIGNAGE:</b> On phone box door</p>
 <p><b>E-PHONE #:</b> 5  <b>LOCATION:</b> East McNair entrance near lot 16  <b>OPERATES:</b> Push red button, connect direct to DPS&amp;PS  <b>CAPABILITIES:</b> Red emergency button, black button allows on campus calls  <b>BLUE LIGHT LOCATION:</b> Directly over phone  <b>ACCESSABILITY:</b> Good all seasons  <b>SIGNAGE:</b> Direction for campus phone usage</p>	 <p><b>E-PHONE #:</b> 6  <b>LOCATION:</b> West end of lot 10, mounted on pole  <b>OPERATES:</b> Open box door, push button, connect direct to DPS&amp;PS  <b>CAPABILITIES:</b> Connect to DPS&amp;PS only  <b>BLUE LIGHT LOCATION:</b> Directly over phone  <b>ACCESSABILITY:</b> Very poor. Must climb snow bank in the winter.  <b>SIGNAGE:</b> On phone box door. No "EMERGENCY"</p>	 <p><b>E-PHONE #:</b> 9  <b>LOCATION:</b> Rekhi Hall, inside of west vestibule  <b>OPERATES:</b> Lift handset, connect direct to DPS&amp;PS  <b>CAPABILITIES:</b> Connect to DPS&amp;PS only  <b>BLUE LIGHT LOCATION:</b> Outside of vestibule, not directly over telephone  <b>ACCESSABILITY:</b> Good all seasons  <b>SIGNAGE:</b> None. Yellow sticker on phone indicates that phone connects direct to DPS&amp;PS</p>	 <p><b>E-PHONE #:</b> 10  <b>LOCATION:</b> Opie Library, inside of east vestibule  <b>OPERATES:</b> Lift handset, connect direct to DPS&amp;PS  <b>CAPABILITIES:</b> Connect to DPS&amp;PS only  <b>BLUE LIGHT LOCATION:</b> Outside of vestibule, not directly over telephone  <b>ACCESSABILITY:</b> Good all seasons  <b>SIGNAGE:</b> None.</p>


# Current Phone Maps





## 2010 Report - Summary


- **95%** are **not simple to use** or do not have easy to understand instructions.
- **90%** are **not ADA compliant** and many are not easily accessible by able persons.
- **60%** are **not easily identified** as emergency phones.



## 2010 Report - Summary


- **60%** of the “Blue Lights” are not located immediately above the emergency phones.
- **45%** of the phones may be easily disabled by vandalism.





EMERGENCY PHONE LOCATION	RECOGNIZABILITY AS EMERGENCY PHONE	ACCESSABILITY /ADA COMPLIANCE	EASE OF USE INSTRUCTIONS /	BLUE LIGHT PROXIMITY TO TELEPHONE	DURABILITY/ RESISTANCE TO VANDALISM	RATING SCALE FROM 1 - 5
1 Upper <u>Daniell</u> Heights @ pole barn	1.00	1.00	0.50	1.00	1.00	4.50
2 Lower <u>Daniell</u> Heights @ Division St.	0.50	0.00	0.50	1.00	1.00	3.00
3 South side of Wads @ loading dock	1.00	0.00	0.50	0.75	1.00	3.25
4 West end of Wads	1.00	0.00	0.25	0.50	0.25	2.00
5 East end of McNair near lot 16	0.50	0.00	0.50	0.75	1.00	2.75
6 Lot 10	0.00	0.00	0.50	1.00	1.00	2.50
7 West entrance of Walker Arts	0.50	0.00	0.75	0.50	0.25	2.00
8 North side of Fisher Hall	1.00	0.00	0.50	0.75	1.00	3.25
9 West entrance of Rekhi Hall	0.50	0.00	0.25	0.50	0.25	1.50
10 East side of Library	0.50	0.00	0.25	0.50	0.25	1.50
11 North side of Library	0.00	0.00	0.00	0.50	0.25	0.75
12 West side of Library	0.50	0.00	0.25	0.50	0.25	1.50
13 North side of Administration Building	0.50	0.00	0.75	0.50	0.25	2.00
14 South side of Facilities Building	1.00	0.00	0.50	1.00	1.00	3.50
15 North side of M&M Building	1.00	0.00	0.50	1.00	1.00	3.50
16 North side of SDC Portage Clinic Drive	1.00	0.00	0.50	1.00	1.00	3.50
17 Southwest entrance of Forestry	1.00	1.00	1.00	0.50	0.25	3.75
18 Walkway from lot 26 to 7th Avenue	0.00	0.00	0.50	1.00	1.00	2.50
19 Walkway from lot 21 to 7th Avenue	0.00	0.00	0.50	1.00	1.00	2.50
20 <u>Chem-Sci</u> Bldg. - 6th floor hallway	0.00	0.00	0.25	0.00	0.25	0.50
AVERAGE RATING						2.39


- A new, state of the art phone scores a 5.
- Rating of average phone in current system is 2.39.
- Lowest rated phone in current system is 0.75.
- Highest rated phone in current system is 4.50.



# Counter-points

- Everyone has a cellphone
  - Phones die
  - Not always in one's pocket
  - Winter
  - Fight or flight mentality
  - Bystander effect
- They are rarely/never used
  - Compare to other emergency systems






# New Phone Systems

Two potential vendors:


Talk-A-Phone & Code Blue






# Advantages

- Consistency between phones
- ADA accessible
- Noticeable from a distance
- Customizable features can be added (camera, loud speakers, etc.)




# Cost

- ~\$10k Per stanchion phone
  - Dependent on number of phones purchased
  - Min: \$7k for stand-alone stanchion style
  - Max: \$12k for stand-alone stanchion style
  - Wall mounted would be cheaper
- Planning on 10-15 units to start
  - ~\$150k to \$200k
- Working on



# Planned Course of Action

- USG, GSG, Senate proposals for support and approval
- Get executive team on board
- Locate grants and external funding
- Setup financial/installment plan to offset costs



# Questions?